





**In Year 4 we are learning about *Entrepreneurship and Growing!***

Over this term complete at least two of these homework activities. Create a really quality piece of work to share with the rest of the class!

*In the summer we will be growing, harvesting, marketing and selling a product! The emphasis this term is on presenting your home learning, and all pieces should be accompanied by a written explanation!*

	<p>Design your own working farm. Think about what you will produce! You will have to think about what you will grow, how you will grow it, how to harvest it, and most importantly, how you will sell it! You may create a model, drawing or animation.</p>	<p>Design a logo and advert for a new Smoothie energy drink. Think about your product's USP 'Unique Selling Point' and make sure your target audience knows what makes yours different and worth buying!</p>	<p>Design a detailed scientific poster/ presentation explaining what causes teeth to be damaged and how we can prevent this from happening. Remember, this should educate your audience on the biology and chemistry on what is happening!</p>
	<p>Create a poster campaign to raise awareness of how multi-national companies (big businesses) can have a bad impact on the environment. Think about what you want to teach people and how you want to change their minds!</p>	<p>Research how a plant grows, and create a scientific presentation that explains to children how and what a plant eats and how it best thrives! Remember, this should educate your audience on the biology and chemistry that is happening!</p>	<p>Write a poem/ diary from the point of view of a flower. Your writing should cover a whole year of the plant's life, and should consider how it feels in Spring, Summer, Autumn and Winter!</p>
	<p>Create a presentation of a local business. You may want to interview the owner, take pictures or even advertise why we should buy from them!</p>	<p>Research your favourite brand and create a timeline of how the company has grown into a global brand! Remember, this should educate your audience on the history, geography and even future of the brand!</p>	<p>Look at the vegetables or fresh fruit your family eat in one week. Plot on a map where these items are grown and research how they come to be on the shelves in your local shop! Be prepared to present your findings to the class and answer questions!</p>
	<p>Research the brand BEN &amp; JERRY's. Create a timeline or biography of how these two men managed to create a whole ice cream empire. Remember to educate your audience on the history of the company!</p>	<p>Interview an adult about how they earn money! You will have to research your interviewee and think about questions to ask. You will also have to record the answers accurately.</p>	<p>Design your own science investigation about the growth of plants. Remember to start with a hypothesis (question), have only one variable (the thing you test that changes) and record a fair experiment.</p>